




## Keble Close, Bishopthorpe Asking Price £280,000

\*\*\*\* NO ONWARD CHAIN \*\*\*\*

A well presented and traditional semi detached bungalow offering 2 bedroom living accommodation which is certain to be of interest to professional couples and retirees.





## Accommodation

The property is entered via uPVC framed double glazed side door into an L-shaped entrance hall with single radiator and loft hatch with access to the loft which in turn houses the gas fired central heating boiler.

The principal reception room is a spacious living room located at the front of the house having a fitted electric fire set within a marble hearth and surround. The living room also benefits from a television aerial point and radiator.

The property's kitchen has a range of built-in base units to 3 sides with laminated worktops and inset stainless steel sink unit. There is an additional range of matching high level storage cupboards with ceramic tile splashbacks. Included within the kitchen is a built-in electric oven with 4 point gas hob unit and extractor canopy. There is plumbing for a washing machine and space for a freestanding fridge freezer unit. Additionally there is a radiator, vinyl flooring and built-in cupboard.

The property benefits from 2 spacious bedrooms the main bedroom of which is located at the rear of the house having a television aerial point and double glazed patio doors leading out onto the rear garden beyond.

Bedroom 2 also benefits from a radiator, and the internal accommodation is completed by a house bathroom which has a low flush w.c., pedestal wash hand basin and inset panel bath with wall mounted shower attachment and full height tile splashbacks. The bathroom also includes a heated towel rail and vinyl flooring.

## To The Outside

The property is accessed directly off Keble Close onto a flagged front and side driveway which provides off street parking for numerous vehicles. The driveway in turn accesses the detached single garage which has an up and over garage door and is equipped with electric light and power.

The property's front garden is rectangular in nature being extensively laid to lawn with a dwarf walled front and side boundary.

There is gated access from the driveway through into the rear garden.

Running full width across the rear elevation is a flagged patio which steps out onto a shaped rear lawned garden with surrounding walled and fenced boundaries. An outside water tap is located off the rear elevation and there is secondary rear garage access.

## Property Information

Tenure: Freehold

Services/Utilities: Mains Gas, Electricity, Water and Sewerage are understood to be connected

Broadband Coverage: Up to 10000\* Mbps download speed

EPC Rating: TBC

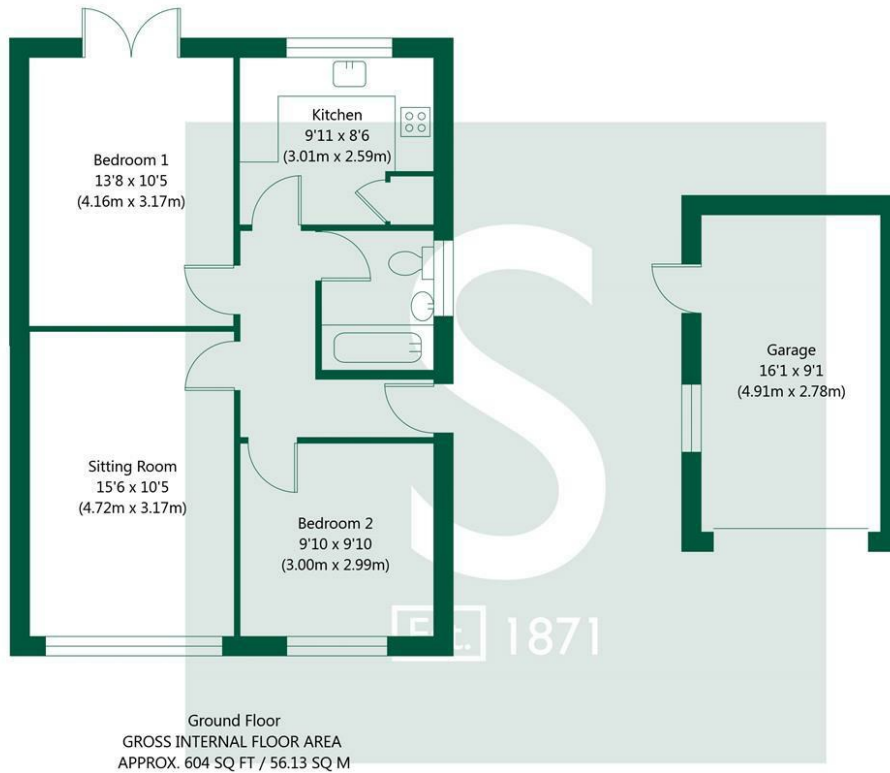
Council Tax: C - City of York

Current Planning Permission: No current valid planning permissions

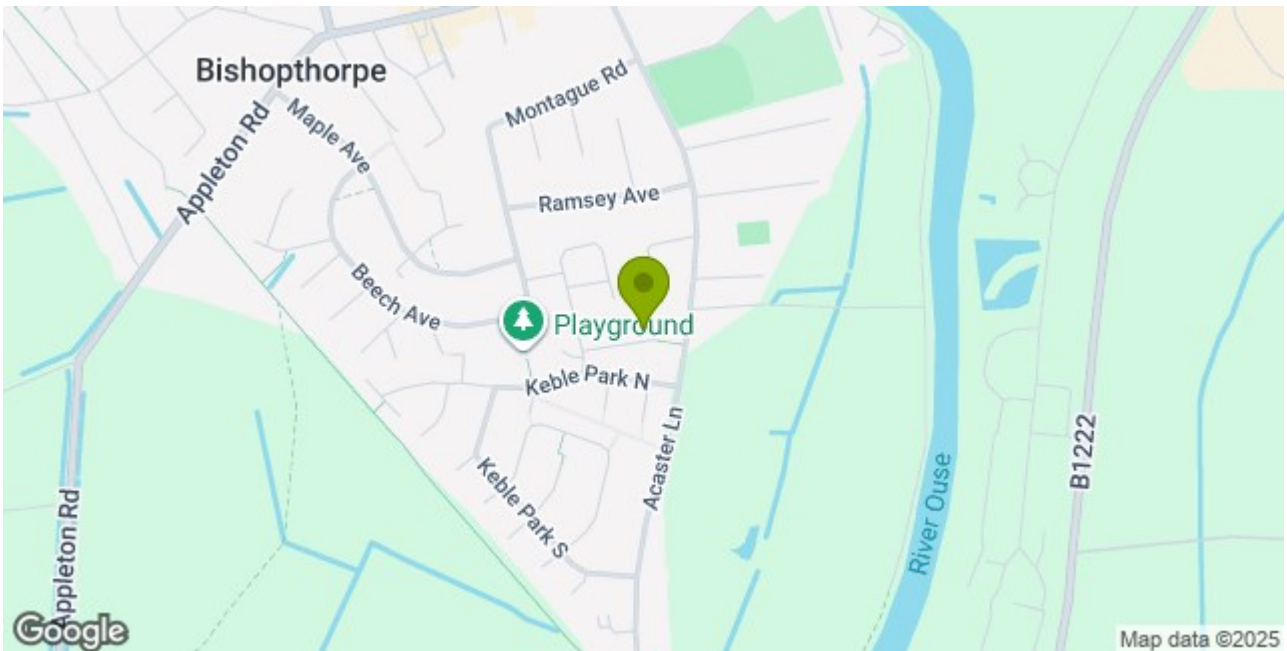
Viewings: Strictly via the selling agent - Stephenson's Estate Agents - 01904 625533

\*Download speeds vary by broadband providers so please check with them before purchasing.

# Keble Close, York, YO23 2TE



NOT TO SCALE - FOR ILLUSTRATIVE PURPOSES ONLY  
APPROXIMATE GROSS INTERNAL FLOOR AREA 604 SQ FT / 56.13 SQ M - (Excluding Garage)  
All measurements and fixtures including doors and windows are approximate and should be independently verified.  
www.exposurepropertymarketing.com © 2025



## Stephensons

York	01904 625533
Knaresborough	01423 867700
Selby	01757 706707
Boroughbridge	01423 324324
Easingwold	01347 821145
York Auction Centre	01904 489731
Haxby	01904 809900

## Partners

J F Stephenson MA (cantab) FRICS FAAV  
I E Reynolds BSc (Est Man) FRICS  
R E F Stephenson BSc (Est Man) MRICS FAAV  
N J C Kay BA (Hons) pg dip MRICS  
O J Newby MNAEA  
J E Reynolds BA (Hons) MRICS  
R L Cordingley BSc FRICS FAAV  
J C Drewniak BA (Hons)

## Associates

N Lawrence

